

Open source self-hosted mesh VPN with IPv6!

Anurag Bhatia, Hurricane Electric

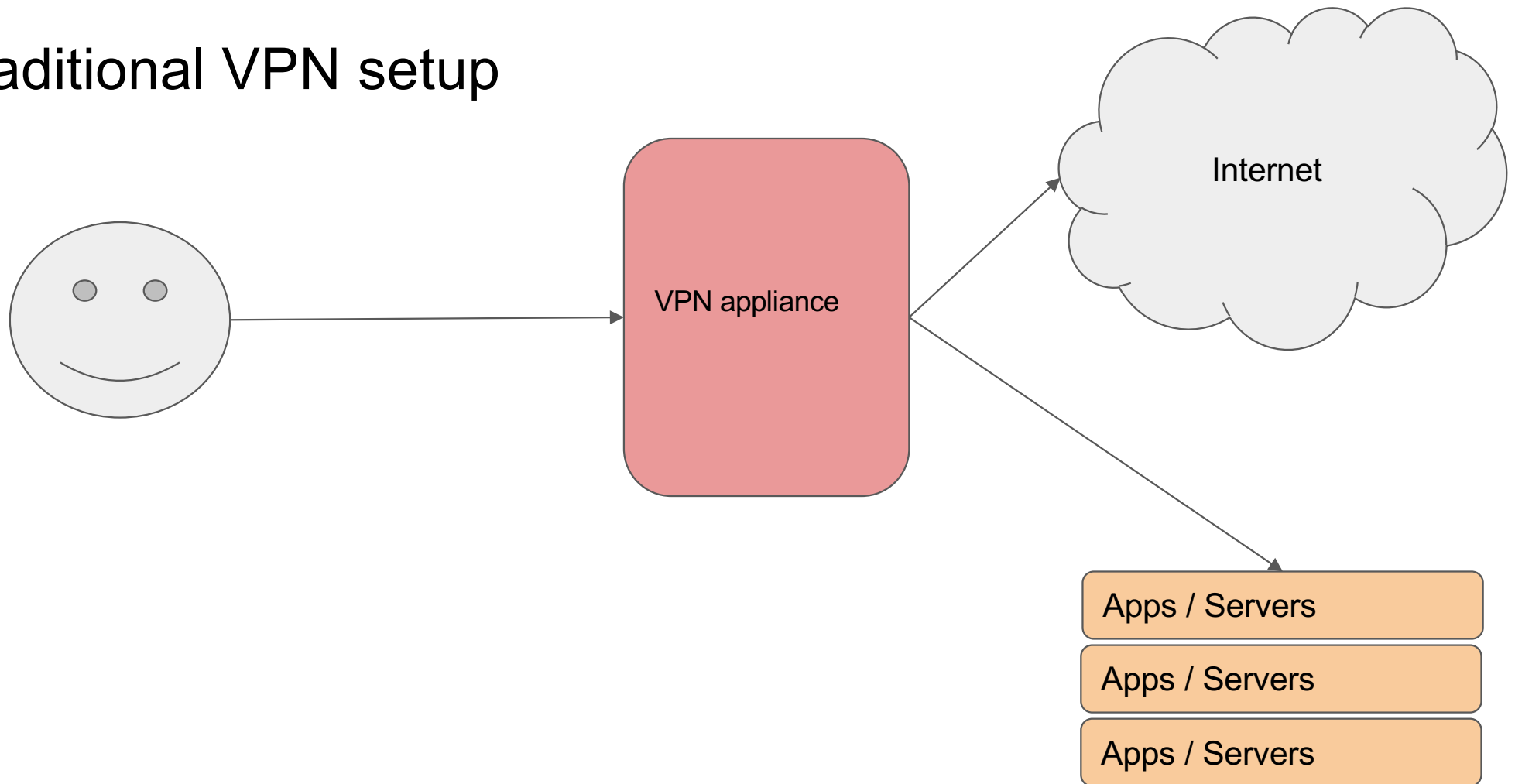
What is VPN?

Anurag Bhatia - Open source self-hosted mesh VPN with IPv6 - SANOG 39 - Dhaka, Bangladesh

What is VPN?

- Virtual Private Network
- “Virtual” = Virtual in nature and an overlay on top of existing “physical networks”
- Can be using different technologies on layer 2 or layer 3
- Not always but mostly encrypts traffic
- Layer 3 / IP based VPN have become very popular over time
- Can be point to point or mesh or a mix

Traditional VPN setup

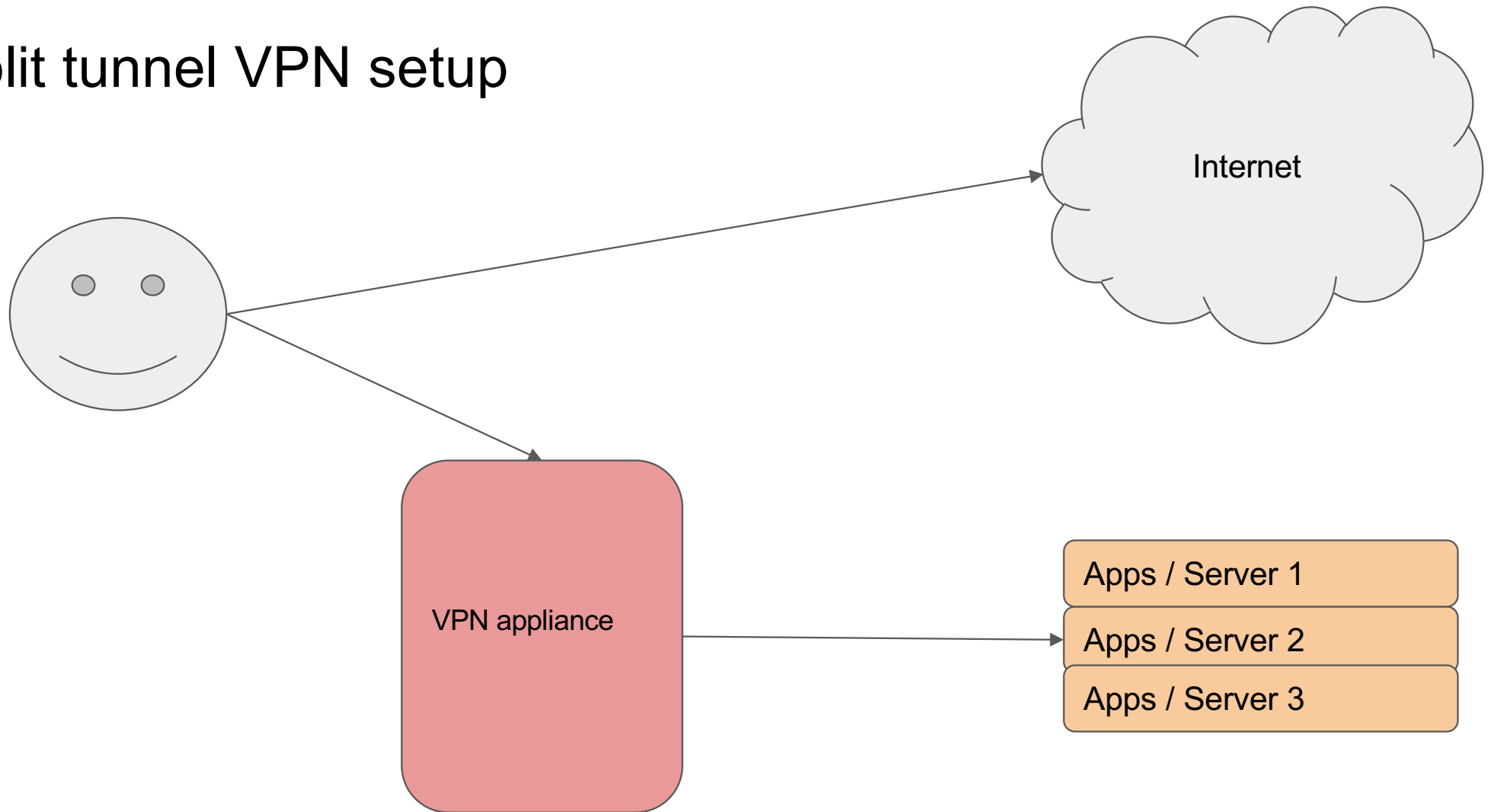


Problems in traditional setup

- VPN server can be a bottleneck as all traffic passes through it
- Latency to the internet becomes an issue specially if server is located far away
- Does not play well with locally hosted CDNs of content players of the network operators

Split tunnel setup...

Split tunnel VPN setup

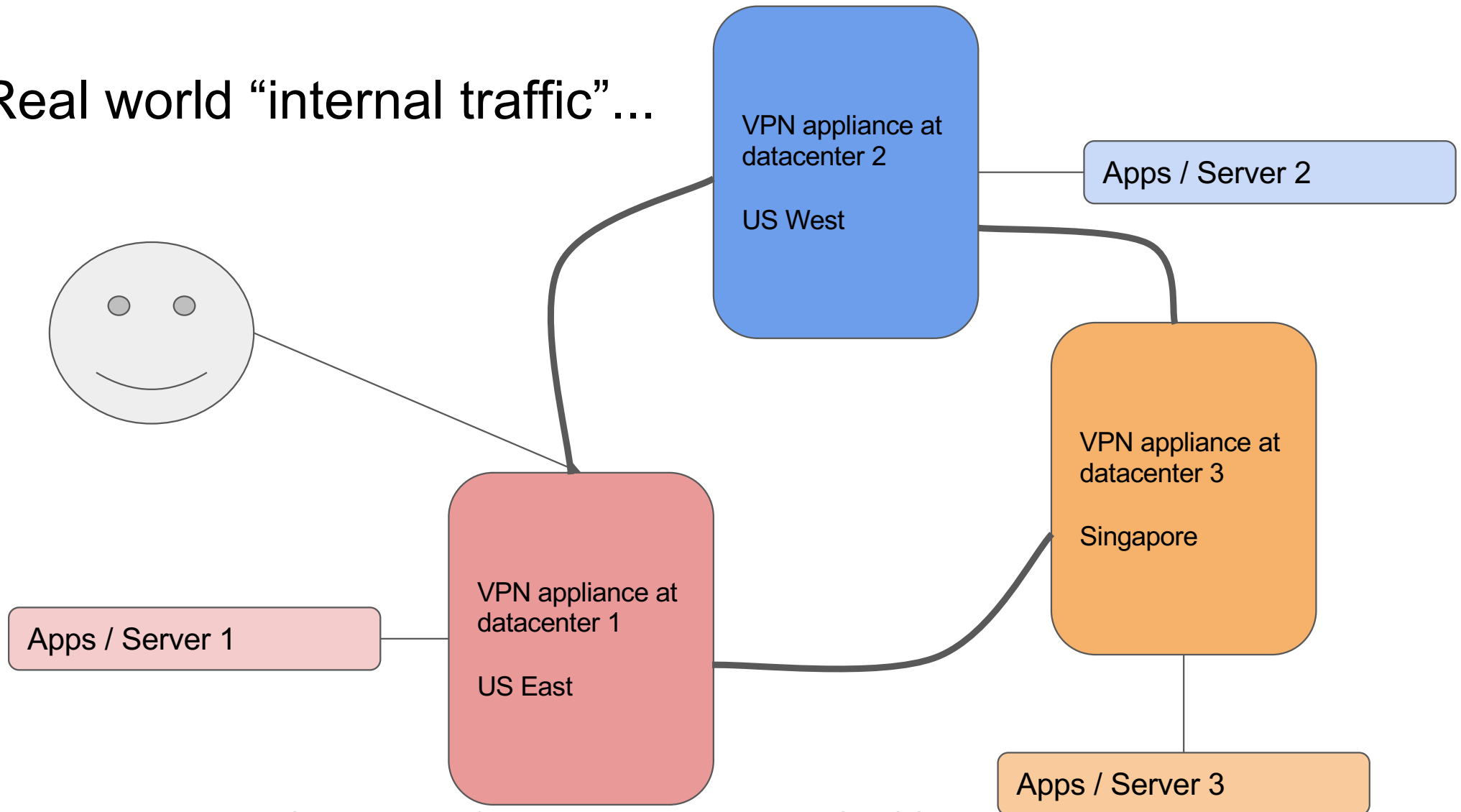


Anurag Bhatia - Open source self-hosted mesh VPN with IPv6 - SANOG 39 - Dhaka, Bangladesh

Good and bad with split tunnels

- Do not slow down non-internal i.e internet traffic
- Save bandwidth requirement, latency & management of VPN gateway
- Inject only required routes but depending on type of VPN these routes can be hardcoded in client config or pushed on the fly
- Better than old tunnels but still following hub-spoke model for internal traffic, have issues in scaling up where internal apps are spread across different datacenters, cloud players...

Real world “internal traffic” ...

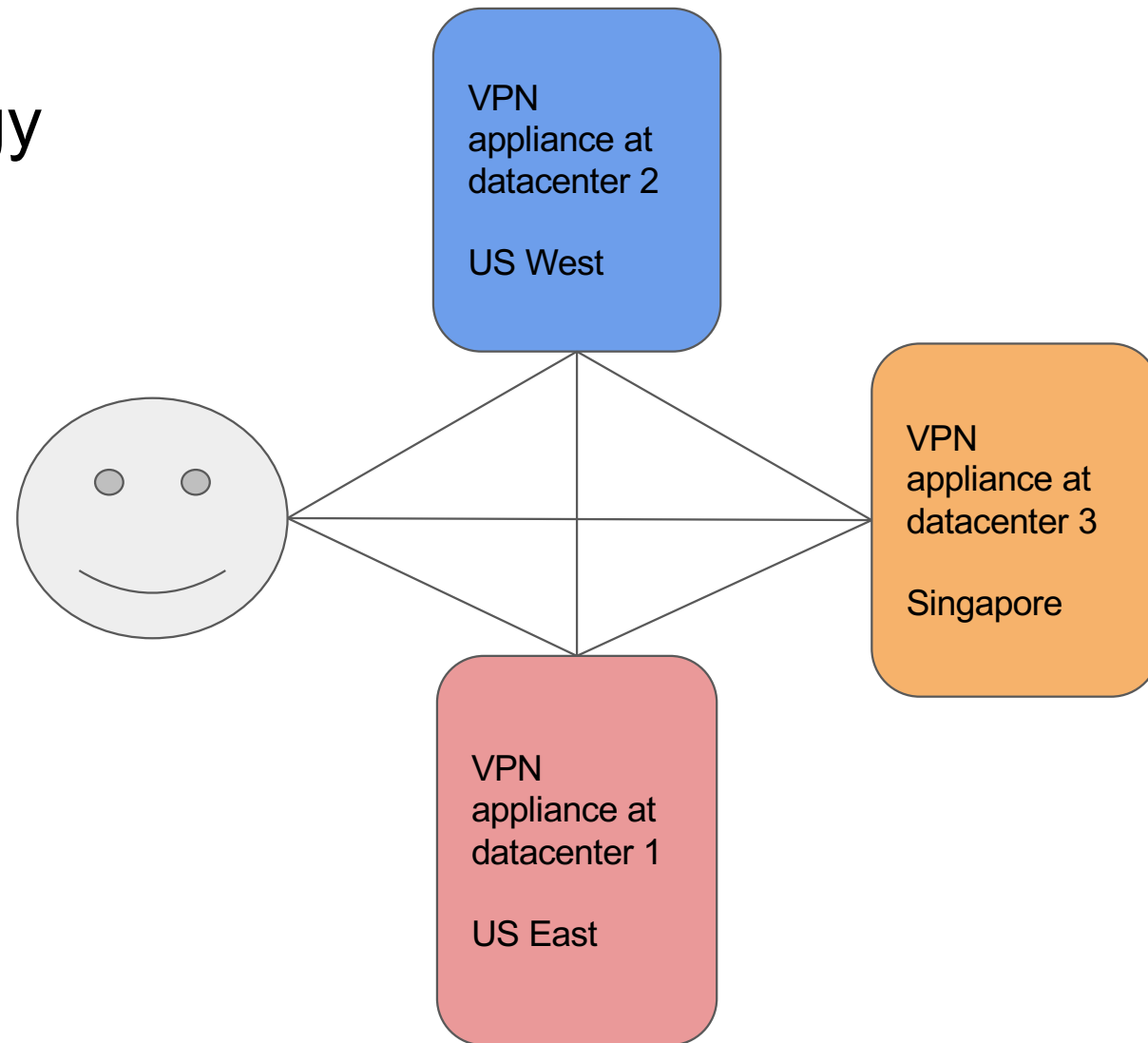


About multiple VPN appliances....

- Usually routing over the internet has a much better path than transit a bunch of networks via appliances
- The best and ideal setup is to connect all clients to all gateways but that makes config harder
- Becomes an administrative issue to ask all clients to update config if a new region comes up
- Some clients do not even support maintaining more than one end point

Ideal and most efficient topology...

Ideal VPN topology



Full mesh....just like how devices would talk over the internet

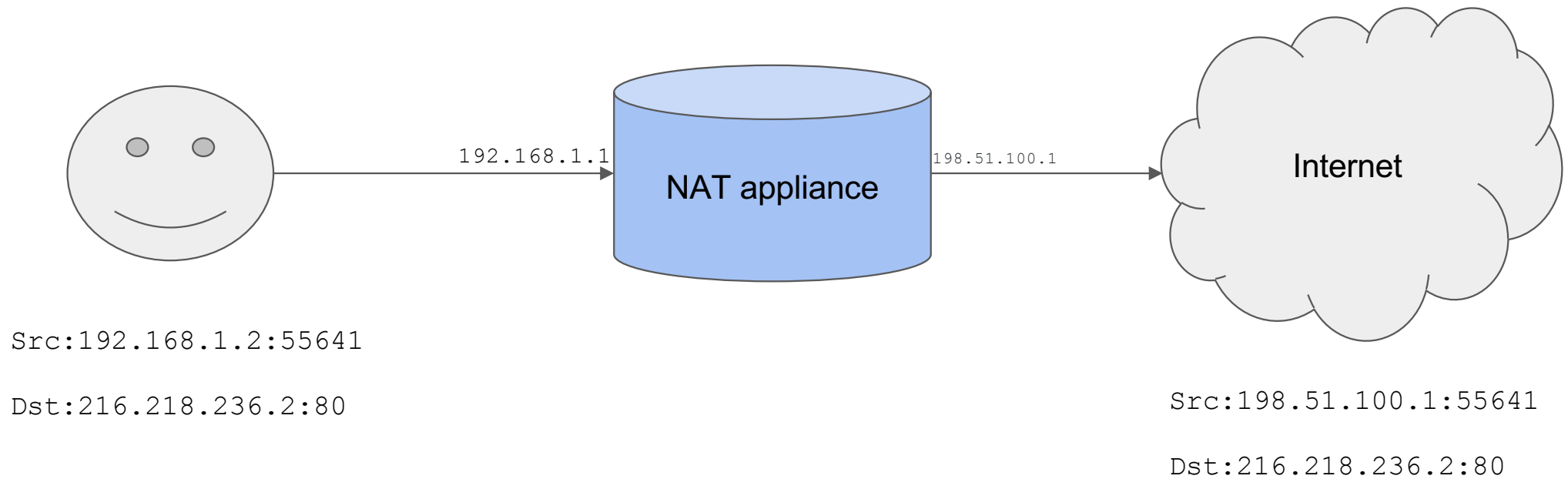
How many tunnels?

Config complexity

1. Number of tunnels = $n * (n-1) / 2$ i.e for 4 devices, $(4 * 3) / 2 = 6$ tunnels and thus $(4 * 3)$ 12 “endpoints” to configure for VPN
2. 12 endpoints to configure for firewall rules (if not 12, atleast 6 so that one side can initiate connection)
3. What if some clients have IPv4, some have IPv6? Setup multiple tunnels or stick to IPv4 and run on old outdated protocol?
4. What about client to client communication who are behind NATs?

Let's talk about the elephant in the room....

NAT - Network Address Translation



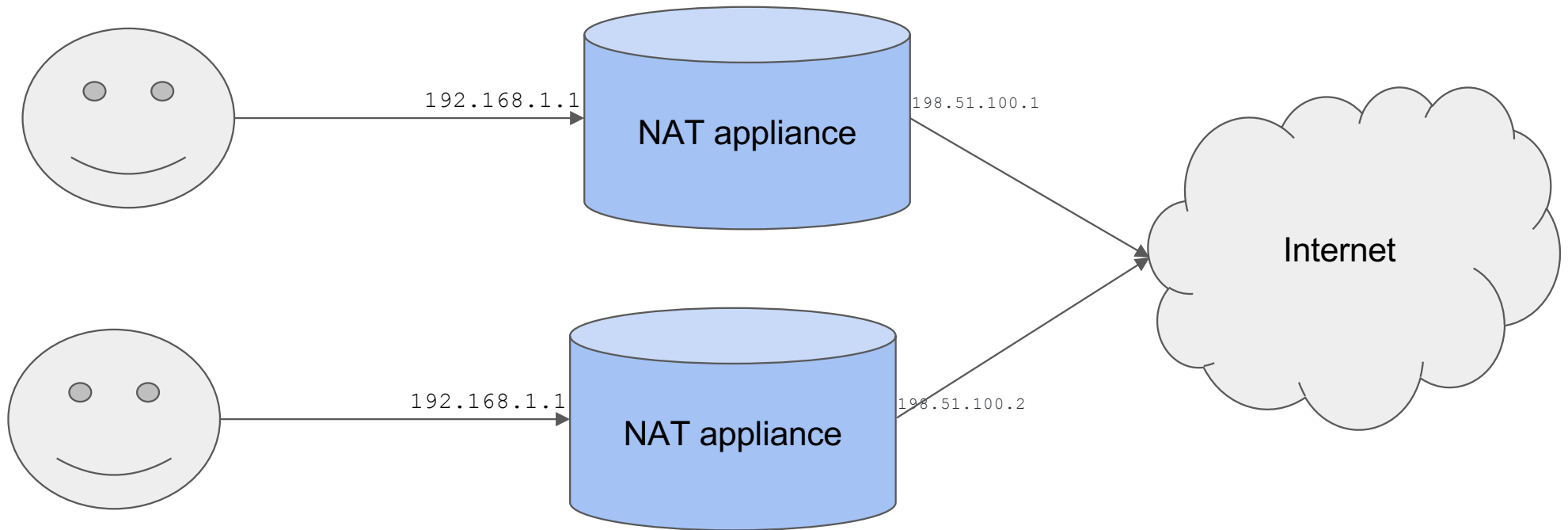
Misc points about NAT

- Helping in keeping internet running while operators deploy IPv6 under acute IPv4 shortage
- There are max-theoretical limits due to number of ports
- Makes end to end connectivity much harder due to use of double NAT i.e one NAT by carrier (CGNAT) and one at the end user
- Is supposed to (fingers crossed) disappear eventually once everyone supports IPv6
- Client server communication is easily possible when client behind NAT initiates a connection with server which is not behind NAT

Anurag Bhatia - Open source self-hosted mesh VPN with IPv6 - SANOG 39 - Dhaka, Bangladesh

Is peer to peer communication even possible when clients are behind NAT?

NAT - Network Address Translation



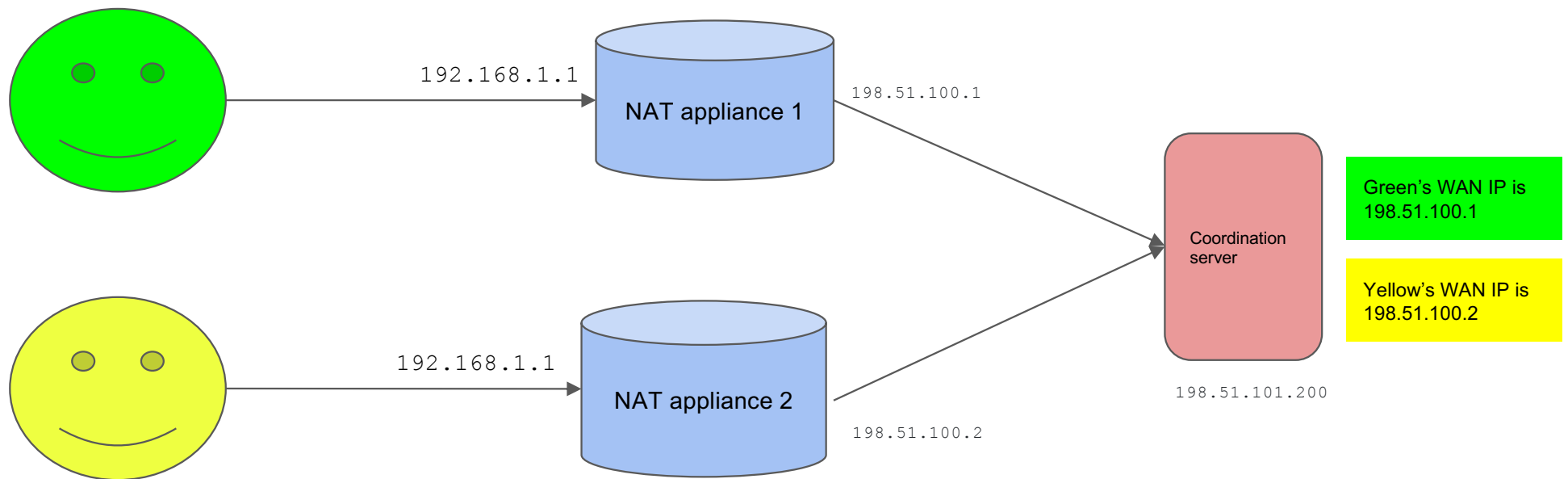
Anurag Bhatia - Open source self-hosted mesh VPN with IPv6 - SANOG 39 - Dhaka, Bangladesh

**Yes, more complex to setup but
possible!**

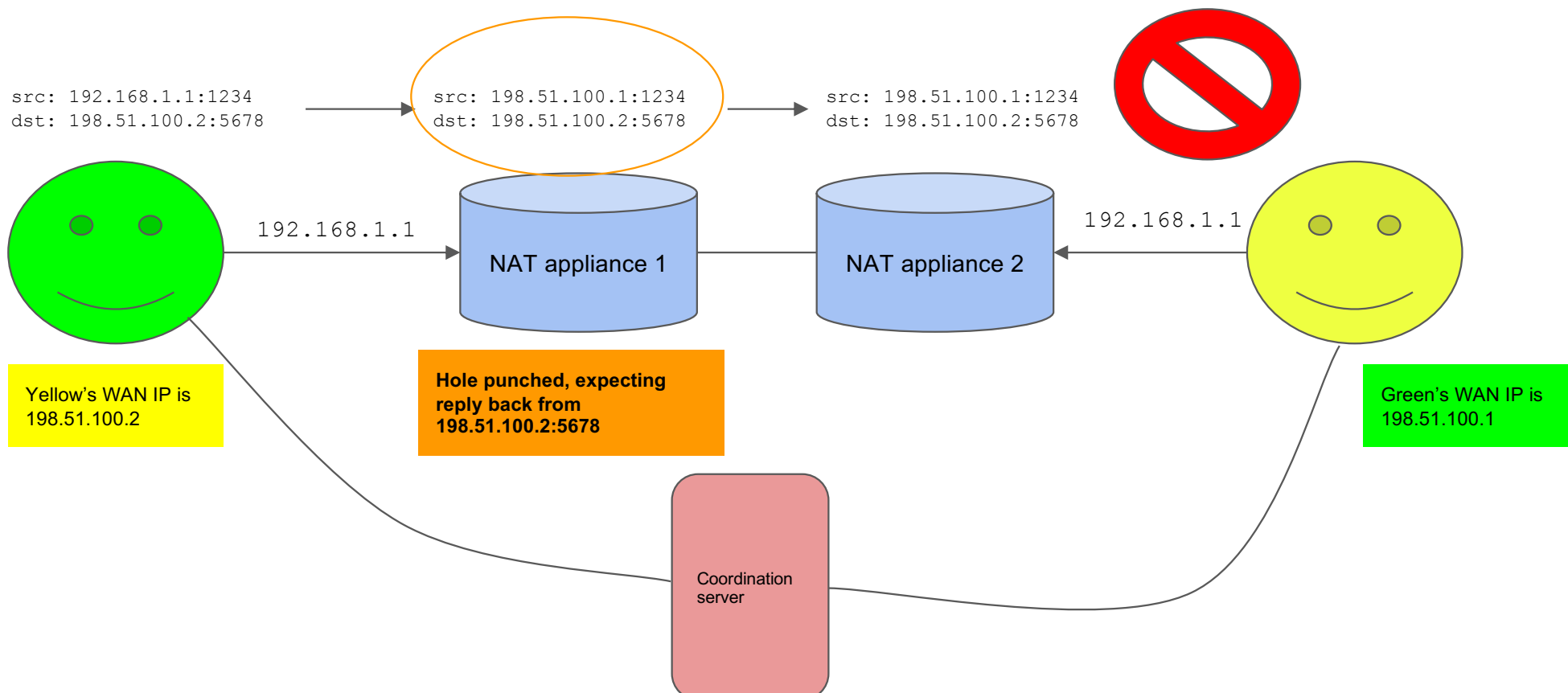
Understanding NAT traversal

Anurag Bhatia - Open source self-hosted mesh VPN with IPv6 - SANOG 39 - Dhaka, Bangladesh

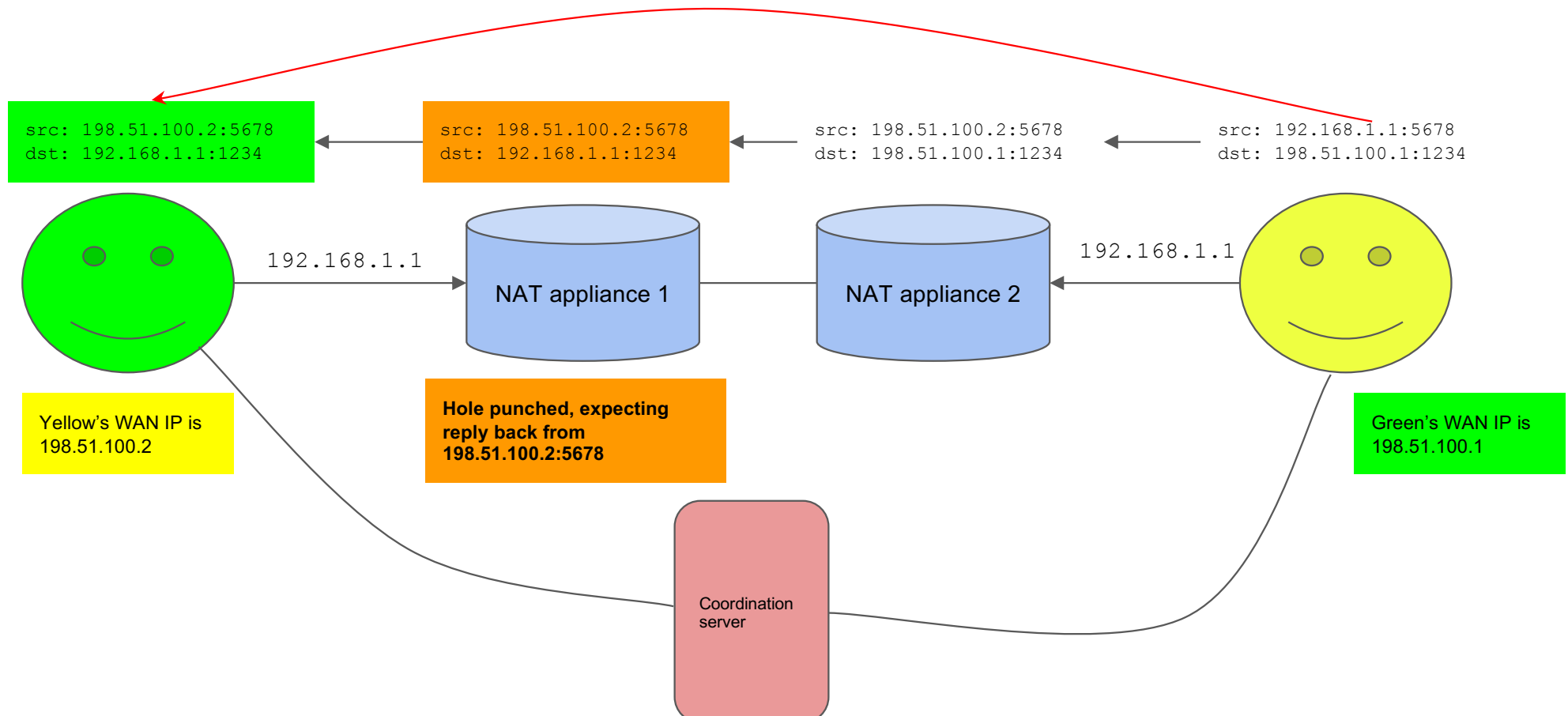
Typical setup - both users behind NAT



Typical setup - both users behind NAT - Green contacts Yellow



Typical setup - both users behind NAT - Yellow contacts Green



Same in reverse i.e get two way UDP
communication working...

Introduction to headscale

Anurag Bhatia - Open source self-hosted mesh VPN with IPv6 - SANOG 39 - Dhaka, Bangladesh

Headscale

- Open source implementation of (closed source) tailscale control server
- Is self-hosted on a public IP ideally behind https
- VPN clients connect to headscale & open authenticated, they share their public keys with the control server
- Private keys never leave client
- Headscale shares config with everyone - creating mesh impact
- Traffic is peer to peer in majority of cases & control traffic is in few bits per second
- System includes concept of DERP servers to manage cases where NAT traversal is impossible
- Supports “advertisement of prefixes” by a participating VPN client with “approval system”
- Clients speak to each other directly over IPv6 when IPv6 is available & fallback to IPv4 when IPv6 is not available
- Headscale essentially offers “control plane” and tailscale client (also open source) uses Wireguard for data plane

Anurag Bhatia - Open source self-hosted mesh VPN with IPv6 - SANOG 39 - Dhaka, Bangladesh

Live demo/pre-recorded video of mesh VPN
between 4 devices...

References

1. <https://tailscale.com/blog/how-nat-traversal-works>
2. <https://en.wikipedia.org/wiki/STUN>
3. <https://github.com/juanfont/headscale>
4. <https://tailscale.com/blog/how-tailscale-works/#encrypted-tcp-relays-derp>
5. <https://github.com/netbirdio/netbird>
6. <https://www.wireguard.com>

Questions?
anurag@he.net